

B S D & Co.

Chartered Accountants

Branch Office Delhi : 810, 8th floor, Antriksh Bhawan, 22 Kasturba Gandhi Marg, New Delhi-110001(Delhi)
Tel. : 011-43029888, E-mail : delhi@bsdgroup.in • Website : www.bsdgroup.in

INDEPENDENT AUDITORS' REPORT

To the Members of FBD Real Grow Private Limited

Report on the Financial Statements

Opinion

We have audited the accompanying financial statements of **FBD Real Grow Private Limited** ("the Company"), which comprise the Balance Sheet as at 31st March 2024, the Statement of Profit and Loss, the Cash Flow statement and the Statement of changes in Equity for the year ended on that date and notes to the financial statements, including a summary of the material accounting policies and other explanatory information (hereinafter referred to as "the financial statements").

In our opinion and to the best of our information and according to the explanations given to us, the aforesaid financial statements give the information required by the Companies Act, 2013, as amended ("the Act") in the manner so required and give a true and fair view in conformity with the Indian Accounting Standards prescribed under section 133 of the Act read with the Companies (Indian Accounting Standards) Rules, 2015, as amended, and other accounting principles generally accepted in India, of the state of affairs of the Company as at 31st March 2024, its loss (including other comprehensive income), its cash flows and the changes in equity for the year then ended.

Basis for Opinion

We conducted our audit of the financial statements in accordance with the Standards on Auditing (SAs) specified under section 143(10) of the Companies Act, 2013. Our responsibilities under those Standards are further described in the Auditor's Responsibilities for the Audit of the Financial Statements section of our report. We are independent of the Company in accordance with the Code of Ethics issued by the Institute of Chartered Accountants of India (ICAI) together with the ethical requirements that are relevant to our audit of the financial statements under the provisions of the Companies Act, 2013 and the Rules made thereunder, and we have fulfilled our other ethical responsibilities in accordance with these requirements and the ICAI's Code of Ethics. We believe that the audit evidence we have obtained is sufficient and appropriate to provide a basis for our audit opinion on the financial statements.

Key Audit Matters

Key audit matters ("KAM") are those matters that, in our professional judgement, were of the most significance in our audit of the financial statements of the current period. These matters were addressed in the context of our audit of the financial statements as a whole, and in forming our opinion thereon, and we do not provide a separate opinion on these matters. We have determined that there are no key audit matters to be communicated in our report.

Information other than Financial Statements and Auditor's report thereon

The Company's Management and Board of Directors are responsible for the preparation of other information. The other information comprises the information included in the Management Discussion and analysis, Board's Report including Annexures to Board's Report, Business Responsibility Report, Corporate Governance and Shareholder's Information, but does not include the financial statements and



our auditor's report thereon. Our opinion on the financial statements does not cover the other information and we do not express any form of assurance conclusion thereon.

In connection with our audit of the financial statements, our responsibility is to read the other information and, in doing so, consider whether the other information is materially inconsistent with the financial statements, or our knowledge obtained during the course of our audit or otherwise appears to be materially misstated.

If, based on the work we have performed, we conclude that there is a material misstatement of this other information, we are required to report that fact. We have nothing to report in this regard.

Management's Responsibilities for the Financial Statements

The Company's Management and Board of Directors are responsible for the matters stated in section 134(5) of the Companies Act, 2013 ("the Act") with respect to the preparation of these financial statements that give a true and fair view of the financial position, financial performance, changes in equity and cash flows of the Company in accordance with the Ind AS and accounting principles generally accepted in India.

This responsibility also includes maintenance of adequate accounting records in accordance with the provisions of the Act for safeguarding the assets of the Company and for preventing and detecting frauds and other irregularities; selection and application of appropriate of accounting policies; making judgements and estimates that are reasonable and prudent; and design, implementation and maintenance of adequate internal financial controls, that were operating effectively for ensuring the accuracy and completeness of the accounting records, relevant to the preparation and presentation of the financial statement that give a true and fair view and are free from material misstatement, whether due to fraud or error.

In preparing the financial statements, Management and Board of Directors are responsible for assessing the Company's ability to continue as a going concern, disclosing, as applicable, matters related to going concern and using the going concern basis of accounting unless the Board of Directors either intends to liquidate the Company or to cease operations, or has no realistic alternative but to do so.

The Board of Directors are responsible for overseeing the company's financial reporting process.

Auditor's Responsibility for the Audit of the Financial Statements

Our objectives are to obtain reasonable assurance about whether the financial statements as a whole are free from material misstatement, whether due to fraud or error, and to issue an auditor's report that includes our opinion. Reasonable assurance is a high level of assurance, but is not a guarantee that an audit conducted in accordance with SAs will always detect a material misstatement when it exists. Misstatements can arise from fraud or error and are considered material if, individually or in the aggregate, they could reasonably be expected to influence the economic decisions of users taken on the basis of these financial statements.

As part of an audit in accordance with SAs, we exercise professional judgment and maintain professional skepticism throughout the audit. We also:

- Identify and assess the risks of material misstatement of the financial statements, whether due to fraud or error, design and perform audit procedures responsive to those risks, and obtain audit evidence that is sufficient and appropriate to provide a basis for our opinion. The risk of not detecting a material misstatement resulting from fraud is higher than for one resulting from error, as fraud may involve collusion, forgery, intentional omissions, misrepresentations, or the override of internal control.



- Obtain an understanding of internal financial controls relevant to the audit in order to design audit procedures that are appropriate in the circumstances. Under section 143(3)(i) of the Act, we are also responsible for expressing our opinion on whether the Company has adequate internal financial controls system in place and the operating effectiveness of such controls.
- Evaluate the appropriateness of accounting policies used and the reasonableness of accounting estimates and related disclosures made by management.
- Conclude on the appropriateness of management's use of the going concern basis of accounting and, based on the audit evidence obtained, whether a material uncertainty exists related to events or conditions that may cast significant doubt on the Company's ability to continue as a going concern. If we conclude that a material uncertainty exists, we are required to draw attention in our auditor's report to the related disclosures in the financial statements or, if such disclosures are inadequate, to modify our opinion. Our conclusions are based on the audit evidence obtained up to the date of our auditor's report. However, future events or conditions may cause the Company to cease to continue as a going concern.
- Evaluate the overall presentation, structure and content of the financial statements, including the disclosures, and whether the financial statements represent the underlying transactions and events in a manner that achieves fair presentation.

Materiality is the magnitude of misstatements in the financial statements that, individually or in aggregate, makes it probable that the economic decisions of a reasonably knowledgeable user of the financial statements may be influenced. We consider quantitative materiality and qualitative factors in (i) planning the scope of our audit work and in evaluating the results of our work; and (ii) to evaluate the effect of any identified misstatements in the financial statements.

We communicate with those charged with governance regarding, among other matters, the planned scope and timing of the audit and significant audit findings, including any significant deficiencies in internal control that we identify during our audit.

We also provide those charged with governance with a statement that we have complied with relevant ethical requirements regarding independence, and to communicate with them all relationships and other matters that may reasonably be thought to bear on our independence, and where applicable, related safeguards.

From the matters communicated with those charged with governance, we determine those matters that were of most significance in the audit of the financial statements of the current period and are therefore the key audit matters. We describe these matters in our auditor's report unless law or regulation precludes public disclosure about the matter or when, in extremely rare circumstances, we determine that a matter should not be communicated in our report because the adverse consequences of doing so would reasonably be expected to outweigh the public interest benefits of such communication.

Report on Other Legal and Regulatory Requirements

1. As required by the Companies (Auditor's Report) Order, 2020 ("the Order"), issued by the Central Government of India in terms of section 143(11) of the Act, we give in the "**Annexure I**" a statement on the matters specified in paragraphs 3 and 4 of the Order.
2. As required by Section 143(3) of the Act, based on our audit we report that:
 - a) We have sought and obtained all the information and explanations which to the best of our knowledge and belief were necessary for the purposes of our audit.



- b) In our opinion, proper books of account as required by law have been kept by the Company so far as it appears from our examination of those books.
- c) The Balance Sheet, the Statement of Profit and Loss, the Statement of Cash Flow and the Statement of Changes in Equity dealt with by this report are in agreement with the relevant books of account.
- d) In our opinion, the aforesaid financial statements comply with the Indian Accounting Standards specified under Section 133 of the Act.
- e) On the basis of the written representations received from the directors as on 31st March 2024 taken on record by the Board of Directors, none of the directors is disqualified as on 31st March 2024 from being appointed as a director in terms of Section 164(2) of the Act.
- f) With respect to the adequacy of the internal financial controls over financial reporting of the Company and the operating effectiveness of such controls, refer to our separate report in “**Annexure-II**”. Our report expresses an unmodified opinion on the adequacy and operating effectiveness of the Company’s internal financial controls over financial reporting.
- g) With respect to the other matters to be included in the Auditor’s Report in accordance with the requirements of section 197(16) of the Act, as amended, according to the information and explanations given to us the Company has not paid any managerial remuneration during the year.
- h) With respect to the other matters to be included in the Auditor’s Report in accordance with Rule 11 of the Companies (Audit and Auditors) Rules, 2014, as amended, in our opinion and to the best of our information and according to the explanations given to us:
- i. There are no pending litigations requiring disclosures of its impact on its financial position in its financial statements.
 - ii. There are no material foreseeable losses on long term contracts including derivative contracts requiring provision.
 - iii. There are no amounts, required to be transferred, to the Investor Education and Protection Fund by the Company.
 - iv. (a) The Management has represented that, to the best of its knowledge and belief as disclosed in Note 39 to the financial statements, no funds have been advanced or loaned or invested (either from borrowed funds or share premium or any other sources or kind of funds) by the Company to or in any other person(s) or entity(ies) , including foreign entities (“Intermediaries”), with the understanding, whether recorded in writing or otherwise, that the Intermediary shall, whether, directly or indirectly lend or invest in other persons or entities identified in any manner whatsoever by or on behalf of the Company (“Ultimate Beneficiaries”) or provide any guarantee, security or the like on behalf of the Ultimate Beneficiaries;
 - (b) The Management has represented, that, to the best of its knowledge and belief as disclosed in Note 39 to the financial statements, no funds have been received by the Company from any person(s) or entity(ies), including foreign entities (“Funding Parties”), with the understanding, whether recorded in writing or otherwise, that the Company shall, whether, directly or indirectly, lend or invest in other persons or entities identified in any manner whatsoever by or on behalf of the Funding Party (“Ultimate Beneficiaries”) or provide any guarantee, security or the like on behalf of the Ultimate Beneficiaries;



(c) Based on the audit procedures that have been considered reasonable and appropriate in the circumstances, nothing has come to our notice that has caused us to believe that the representations as provided under (a) and (b) above, contain any material misstatement.

- v. Based on our examination which included test checks, the company has used an accounting software for maintaining its books of account which has a feature of recording audit trail (edit log) facility and the same has operated throughout the year for all relevant transactions recorded in the software. Further, during the course of our audit we did not come across any instance of audit trail feature being tampered with.

As proviso to Rule 3(1) of the Companies (Accounts) Rules, 2014 is applicable from 1st April 2023, reporting under Rule 11(g) of the Companies (Audit and Auditors) Rules, 2014 on preservation of audit trail as per the statutory requirements for record retention is not applicable for the financial year ended 31st March 2024.

For **B S D & Co.**

Chartered Accountants

Firm Registration No. 000312S



Sujata Sharma

Partner

Membership No. 087919

UDIN: 24087919BKEONV3585

Place: New Delhi

Date: 27th May 2024

Annexure I to Independent Auditors' Report

(Referred to in paragraph 1 under the heading "Report on other Legal and Regulatory Requirements" section of our report of even date).

- i. (a) (A) The Company is maintaining proper records showing full particulars, including quantitative details and situation of Property, Plant and Equipment.
(B) The Company does not hold any Intangible Assets, hence reporting under clause 3(i)(a)(B) is not applicable to the company.
(b) The Property, Plant and Equipment of the Company have been physically verified by the Management at the reasonable intervals, which in our opinion, is considered reasonable having regard to the size of the company and the nature of its assets.
(c) In our opinion and according to information and explanations given to us and on the basis of our examination of the records of the Company, the Company does not have any immovable property, hence reporting under this clause is not applicable to the Company.
(d) The Company has not revalued its Property, Plant and Equipment during the year. Consequently, the question of our commenting on whether the revaluation is based on the valuation by a registered valuer, or specifying the amount of change, if the change is 10% or more in the aggregate of the net carrying value of each class of Property, Plant and Equipment does not arise.
(e) Based on the information and explanations furnished to us, no proceedings have been initiated on (or) are pending against the Company for holding benami property under the Benami Transactions (Prohibition) Act, 1988 (45 of 1988) and rules made thereunder, and therefore the question of our commenting on whether the Company has appropriately disclosed the details in its financial statements does not arise.
- ii. (a) The inventory includes construction materials and project in progress. Physical verification of inventory has been conducted at reasonable intervals by the management and no discrepancies noticed on physical verification.
(b) During the year, the Company has not been sanctioned any working capital limits from banks or financial institutions [on the basis of security of current assets] and accordingly, the question of our commenting on whether the quarterly returns or statements are in agreement with the books of accounts of the Company does not arise.
- iii. The Company has not made any investment, granted secured/unsecured loans/advances in nature of loans, or stood guarantee, or provided security to any parties during the year, hence reporting under clauses 3(iii) of the Order is not applicable to the Company.
- iv. In our opinion and according to information and explanations given to us, there are no loans, investments, guarantees and securities granted during the year in respect of which provisions of section 185 and 186 of the Companies Act, 2013 are applicable.
- v. The Company has not accepted any deposits from the public, hence reporting under clause 3(v) of the Order is not applicable to the Company.
- vi. The Company is not required to maintain cost records specified by Central Government under sub-section (1) of section 148 of the Companies Act, 2013, hence reporting under clause 3(vi) of the Order is not applicable to the Company.
- vii. (a) According to the information and explanations given to us and on the basis of our examination of the records of the Company, provident fund, employees' state insurance, income tax, duty of customs, goods and services tax (GST) and other applicable material undisputed statutory dues have been deposited regularly during the year. There are no arrears



of outstanding statutory dues as at the last day of the financial year concerned, for a period of more than six months from the date they became payable.

(b) There are no material statutory dues which have not been deposited with the appropriate authorities on account of any dispute.

viii. According to the information and explanations given to us and the records of the Company examined by us, the Company has not surrendered or disclosed any transaction, previously unrecorded in the books of account, in the tax assessments under the Income Tax Act, 1961, as income during the year, hence reporting under clause 3(viii) of the Order is not applicable to the Company.

ix. (a) As the company does not have any loans or other borrowings from any lender at the balance sheet date, the reporting under clause 3(ix)(a) of the Order is not applicable to the company.

(b) According to the information and explanations given to us and on the basis of our audit procedures, we report that the Company has not been declared wilful defaulter by any bank or financial institution.

(c) The Company has not obtained any term loan, hence reporting under clause 3(ix)(c) of the Order is not applicable to the Company.

(d) The Company has not raised any fund, hence reporting under clause 3(ix)(d) of the Order is not applicable to the Company.

(e) The Company has not taken any funds from any entity or person on account of or to meet the obligations of its subsidiaries, associates or joint ventures, hence reporting under clause 3(ix)(e) of the Order is not applicable to the Company.

(f) The Company has not raised loans during the year on the pledge of securities held in its subsidiaries, joint ventures or associate companies, hence reporting under clause 3(ix)(f) of the Order is not applicable to the Company.

x. (a) The Company has not raised any money during the year by way of initial public offer or further public offer (including debt instruments) during the year, hence reporting under clause 3(x)(a) of the Order is not applicable to the Company.

(b) The Company has not made any preferential allotment or private placement of shares or fully or partially or optionally convertible debentures during the year, hence reporting under clause 3(x)(b) of the Order is not applicable to the Company.

xi. (a) No fraud by the Company or no fraud on the Company has been noticed or reported during the year.

(b) During the year, no report under section 143(12) of the Companies Act, 2013 has been filed in form ADT-4 Accordingly, the reporting under clause 3(xi)(b) of the Order is not applicable to the company.

(c) As represented to us by the management, there are no whistle blower complaints received by the Company during the year.

xii. The Company is not a Nidhi Company as per the provisions of the Companies Act, 2013, hence reporting under clauses 3(xii) (a), (b) and (c) of the Order is not applicable to the Company.

xiii. According to the information and explanations given to us, all transactions with the related parties are in compliance with Section 177 and 188 of the Companies Act, 2013 where applicable and the details have been disclosed in the notes to the financial statements, as required by the applicable accounting standards.



- xiv. According to the information and explanations given to us Company's size and nature of business does not require internal audit system, hence reporting under Clause 3(xiv) of the Order is not applicable to the Company.
- xv. According to the information and explanations given to us and based on our examination of the records of the Company, the Company has not entered into non-cash transactions with directors or persons connected with him, hence reporting under Clause 3(xv) of the Order is not applicable.
- xvi. (a) According to information and explanations given to us, the Company is not required to be registered under Section 45 IA of the Reserve Bank of India Act, 1934.
- (b) The Company has not conducted (non-banking financial/housing finance), activities during the year, hence reporting under clause 3(xvi)(b) of the Order is not applicable to the Company.
- (c) The Company is not a Core Investment Company (CIC) as defined in the regulations made by the Reserve Bank of India. Accordingly reporting under clause 3(xvi)(c) of the Order is not applicable to the Company.
- (d) The Group do not have more than one Core Investment Company as a part of the Group.
- xvii. The Company has incurred cash losses of Rs 33,982.54 hundreds in the current financial year and Rs 79,644.65 hundreds in the immediately preceding financial year.
- xviii. There has been no resignation of the statutory auditors during the year and accordingly the reporting under clause 3(xviii) is not applicable.
- xix. According to the information and explanations given to us and on the basis of the financial ratios, aging and expected dates of realization of financial assets and payment of financial liabilities, other information accompanying the financial statements, and based on our examination of the evidence supporting the assumptions, nothing has come to our attention, which causes us to believe that any material uncertainty exists as on the date of the audit report that Company is not capable of meeting its liabilities existing at the date of the balance sheet as and when they fall due within a period of one year from the balance sheet date.
- xx. The Company is not required to contribute any amount towards Corporate Social Responsibility (CSR), hence reporting under clause 3(xx)(a) and 3(xx)(b) of the Order is not applicable to the Company

For **B S D & Co.**

Chartered Accountants

Firm Registration No. 000312S


Sujata Sharma
Partner

Membership No. 087919

UDIN: 24087919BKEONV3585

Place: New Delhi

Date: 27th May 2024

Annexure II to Independent Auditors' Report

(Referred to in paragraph 2(f) under 'Report on Other Legal and Regulatory Requirements' section of our report of even date)

Report on the Internal Financial Controls under Clause (i) of Sub-section 3 of Section 143 of the Companies Act, 2013 ("the Act")

We have audited the internal financial controls over financial reporting of **FBD Real Grow Private Limited** ("the Company") as at 31st March 2024 in conjunction with our audit of the Financial Statements of the Company for the year ended on that date.

Management's Responsibility for Internal Financial Controls

The Company's management is responsible for establishing and maintaining internal financial controls based on the internal control over financial reporting criteria established by the Company considering the essential components of internal control stated in the Guidance Note on Audit of Internal Financial Controls over Financial Reporting issued by the Institute of Chartered Accountants of India ("ICAI"). These responsibilities include the design, implementation and maintenance of adequate internal financial controls that were operating effectively for ensuring the orderly and efficient conduct of its business, including adherence to company's policies, the safeguarding of its assets, the prevention and detection of frauds and errors, the accuracy and completeness of the accounting records, and the timely preparation of reliable financial information, as required under the Act.

Auditors' Responsibility


Our responsibility is to express an opinion on the Company's internal financial controls over financial reporting based on our audit. We conducted our audit in accordance with the Guidance Note on Audit of Internal Financial Controls Over Financial Reporting (the "Guidance Note") and the Standards on Auditing, issued by ICAI and deemed to be prescribed under Section 143(10) of the Act, to the extent applicable to an audit of internal financial controls, both applicable to an audit of Internal Financial Controls and, both issued by the Institute of Chartered Accountants of India. Those Standards and the Guidance Note require that we comply with ethical requirements and plan and perform the audit to obtain reasonable assurance about whether adequate internal financial controls over financial reporting was established and maintained and if such controls operated effectively in all material respects.

Our audit involves performing procedures to obtain audit evidence about the adequacy of the internal financial controls system over financial reporting and their operating effectiveness. Our audit of internal financial controls over financial reporting included obtaining an understanding of internal financial controls over financial reporting, assessing the risk that a material weakness exists, and testing and evaluating the design and operating effectiveness of internal control based on the assessed risk. The procedures selected depend on the auditor's judgement, including the assessment of the risks of material misstatement of the financial statements, whether due to fraud or error.

We believe that the audit evidence we have obtained is sufficient and appropriate to provide a basis for our audit opinion on the Company's internal financial controls system over financial reporting of the Company.

Meaning of Internal Financial Controls Over Financial Reporting

A Company's internal financial control over financial reporting is a process designed to provide reasonable assurance regarding the reliability of financial reporting and the preparation of financial statements for external purposes in accordance with generally accepted accounting principles. A Company's internal financial control over financial reporting includes those policies and procedures that:



- (a) Pertain to the maintenance of records that, in reasonable detail, accurately and fairly reflect the transactions and dispositions of the assets of the company;
- (b) Provide reasonable assurance that transactions are recorded as necessary to permit preparation of financial statements in accordance with generally accepted accounting principles, and that receipts and expenditures of the Company are being made only in accordance with authorizations of management and directors of the company; and
- (c) Provide reasonable assurance regarding prevention or timely detection of unauthorized acquisition, use, or disposition of the company's assets that could have a material effect on the financial statements.

Limitations of Internal Financial Controls Over Financial Reporting

Because of the inherent limitations of internal financial controls over financial reporting, including the possibility of collusion or improper management override of controls, material misstatements due to error or fraud may occur and not be detected. Also, projections of any evaluation of the internal financial controls over financial reporting to future periods are subject to the risk that the internal financial control over financial reporting may become inadequate because of changes in conditions, or that the degree of compliance with the policies or procedures may deteriorate.

Opinion

In our opinion, to the best of our information and according to the explanations given to us, the Company has, in all material respects, an adequate internal financial controls system over financial reporting and such internal financial controls over financial reporting were operating effectively as at 31st March 2024, based on the internal control over financial reporting criteria established by the Company considering the essential components of internal control stated in the Guidance Note on Audit of Internal Financial Controls Over Financial Reporting issued by ICAI.

For **B S D & Co.**

Chartered Accountants

Firm Registration No. 000312S



Sujata Sharma
Partner

Membership No. 087919

UDIN: 24087919BKEONV3585

Place: New Delhi

Date: 27th May 2024

FBD Real Grow Private Limited

Omaxe World Street, Sales Office, sector-79, Faridabad, Haryana-121004
Corporate Identity Number: U70200HR2013PTC049055

Balance Sheet as at March 31, 2024

(Rupees in Hundreds)

Particulars	Note No.	As at March 31, 2024	As at March 31, 2023
ASSETS			
Non-Current Assets			
a) Property, Plant and Equipment	1	491.37	643.02
b) Financial assets			
i) Other Financial Assets	2	408,484.18	812,532.90
c) Deferred Tax Assets (net)	3	322.02	270.50
d) Non-Current Tax Assets (net)	4	5,015.55	3,975.00
		414,313.12	817,421.42
Current assets			
a) Inventories	5	5,071,486.61	4,327,885.13
b) Financial Assets			
i) Cash and Cash Equivalents	6	40,107.81	112,920.99
ii) Other Financial Assets	7	39,040.54	-
c) Other Current Assets	8	1,097,854.97	1,295,985.57
		6,248,489.93	5,736,791.69
		6,662,803.05	6,554,213.11
TOTAL ASSETS			
EQUITY AND LIABILITIES			
Equity			
a) Equity Share capital	9	1,000.00	1,000.00
b) Other Equity	10	(398,380.06)	(364,480.79)
		(397,380.06)	(363,480.79)
Liabilities			
Non-Current Liabilities			
a) Financial Liabilities			
i) Borrowings	11	900,000.00	900,000.00
b) Provisions	12	1,728.56	1,577.85
		901,728.56	901,577.85
Current liabilities			
a) Financial Liabilities			
i) Trade Payables	13	-	-
Total outstanding dues of micro enterprises and small enterprises		-	-
Total outstanding dues of creditors other than micro enterprises and small enterprises		498,880.00	559,391.12
ii) Other Financial Liabilities	14	442,706.46	676,617.02
b) Other Current Liabilities	15	5,216,842.74	4,780,084.61
c) Provisions	16	25.35	23.30
		6,158,454.55	6,016,116.05
		6,662,803.05	6,554,213.11
TOTAL EQUITY AND LIABILITIES			
Material accounting policies	A		

The note nos. 1-43 form an integral part of financial statements.

As per our report of even date attached

For and on behalf of

B S D & Co.

Chartered Accountants

Regn. No. 003425

New Delhi

Sujata Sharma

Partner

M.No. 087919

Place : New Delhi

Date : 27 May, 2024

For and on behalf of the Board of Directors

Arindam Shaw

Arindam Shaw
(Director)
DIN:08155590

Jimmy Dung

Jimmy Dung
(Director)
DIN: 10477173

FBD Real Grow Private Limited

Omaxe World Street, Sales Office, sector-79, Faridabad, Haryana-121004

Corporate Identity Number: U70200HR2013PTC049055


Statement of Profit and Loss for the year ended March 31, 2024

(Rupees in Hundreds)

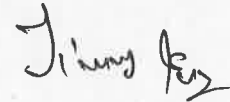
Particulars	Note No.	Year ended March 31, 2024	Year ended March 31, 2023
REVENUE			
Revenue from Operations	17	8,552.16	2,904.56
Other income	18	39,698.22	26,315.18
TOTAL INCOME		48,250.38	29,219.74
EXPENSES			
Cost of Land, Material Consumed, Construction & Other Related Project Cost	19	692,695.30	636,811.66
Changes in Inventories of Projects in Progress	20	(692,695.30)	(636,811.66)
Employee Benefit Expense	21	-	-
Finance cost	22	81,612.27	108,138.35
Depreciation and Amortisation Expense	23	32.42	46.76
Other Expenses	24	620.65	726.04
TOTAL EXPENSES		82,265.34	108,911.15
Profit/(Loss) Before Tax		(34,014.96)	(79,691.41)
Tax expenses	25		
Current Tax		-	-
Deferred Tax		(67.67)	-
Profit/(Loss) After Tax (A)		(33,947.29)	(79,691.41)
Other comprehensive Income			
1) Items that will not be reclassified to Statement of Profit and Loss			
Remeasurements of the Net Defined Benefit Plans		64.17	(188.72)
Tax on above items		(16.15)	47.50
Total other comprehensive Income		48.02	(141.22)
Total comprehensive Income for the year		(33,899.27)	(79,832.63)
Earnings per equity share (In Rupees):			
Basic (In Rupees)	26	(339.47)	(796.91)
Diluted (In Rupees)		(33.95)	(79.69)
Material accounting policies	A		

The note nos. 1-43 form an integral part of financial statements.

As per our report of even date attached

For and on behalf of
B S D & Co.
Chartered Accountants
Regn. No. 0008125
Sujata Sharma
Partner
M.No. 087919

For and on behalf of the Board of Directors

**Arindam Shaw**
(Director)
DIN:08155590**Jimmy Dung**
(Director)
DIN: 10477173Place : New Delhi
Date : 27 May, 2024

FBD Real Grow Private Limited

Omaxe World Street, Sales Office, sector-79, Faridabad, Haryana-121004
Corporate Identity Number: U70200HR2013PTC049055

Statement of Change in Equity for the Year Ended March 31,2024**A. Equity Share Capital**

Particulars	Numbers	(Rupees in Hundreds)
Balance as at 1 April 2022	10,000	1,000.00
Changes in equity share capital due to prior period errors	-	-
Equity share issued during the period	10,000	1,000.00
Changes in equity share capital during the year ended 2022-23	-	-
Balance as at March 31,2023	10,000	1,000.00
Balance as at 1 April 2023	10,000	1,000.00
Changes in equity share capital due to prior period errors	-	-
Restated balance as at 1 April 2023	10,000	1,000.00
Changes in equity share capital during the Year ended 2023-24	-	-
Balance as at March 31,2024	10,000	1,000.00

B. Other Equity

(Rupees in Hundreds)

Description	Attributable to owners of FBD Real Grow Private Limited		
	Retained Earnings/(Deficit)	Other comprehensive Income	Total Other Equity
Balance as at 1 April 2022	(283,985.13)	(663.03)	(284,648.16)
Profit/(Loss) for the Year	(79,691.41)	-	(79,691.41)
Other Comprehensive Income	-	(141.22)	(141.22)
Balance as at March 31,2023	(363,676.54)	(804.25)	(364,480.79)
Balance as at 1 April 2023	(363,676.54)	(804.25)	(364,480.79)
Profit/(Loss) for the Year	(33,947.29)	-	(33,947.29)
Other Comprehensive Income	-	48.02	48.02
Balance as at March 31,2024	(397,623.83)	(804.25)	(398,380.06)

The note nos. 1-43 form an integral part of financial statements.

As per our audit report of even date attached

For and on behalf of the Board of Directors

For and on behalf of

B S D & Co.

Chartered Accountants

Regn. No. 0003126 O.

Sujata Sharma
Sujata Sharma
Partner
M.No. 087919

Arindam Shaw
Arindam Shaw
(Director)
DIN:08155590

Jimmy Dung
Jimmy Dung
(Director)
DIN: 10477173

Place: New Delhi

Date :27 May, 2024

FBD Real Grow Private Limited

Omaxe World Street, Sales Office, sector-79, Faridabad, Haryana-121004
Corporate Identity Number: U70200HR2013PTC049055

Cash flow statement for the year ended March 31,2024

(Rupees in Hundreds)

Particulars	Year ended March 31,2024	Year ended March 31,2023
A. Cash flow from operating activities		
Profit/(loss) for the year before tax	(34,014.96)	(79,691.41)
Adjustment for		
Interest and finance Charges	81,612.27	108,138.35
Depreciation and amortization expense	32.42	46.76
Interest Income	(39,697.99)	(25,849.42)
Liabilities no longer required written back	-	(33.38)
Operating profit/(loss) before working capital changes	7,931.74	2,610.91
Adjustments for working capital		
Other current Assets	198,130.60	(881,250.83)
Other financial assets	365,194.22	254,929.76
Inventories	(663,687.67)	(672,697.42)
Trade payable and other financial and non financial liabilities	477,532.87	1,260,895.34
	377,170.02	(38,123.15)
Cash (used in)/generated from operating activities	385,101.76	(35,512.24)
Direct taxes (paid)/ refund	(888.07)	1,193.55
Net cash (used in) / generated from operating activities	384,213.69	(34,318.69)
B. Cash flow from investing activities		
Interest Received	39,359.47	2,584.94
	39,359.47	2,584.94
C. Cash flow from financing activities		
Interest and Finance Charges Paid	(496,386.35)	113,927.10
Net cash (used in) / generated from Financing activities	(496,386.35)	113,927.10
Net (decrease) / increase in cash and cash equivalents (A+B+C)	(72,813.19)	82,193.35
Opening balance of cash and cash equivalents	112,920.99	30,727.64
Closing balance of cash and cash equivalents	40,107.81	112,920.99

COMPONENTS OF CASH AND CASH EQUIVALENTS AS AT

(Rupees in Hundreds)

Particulars	March 31,2024	March 31,2023
Cash on hand	3,406.41	3,591.62
Balance with banks	36,701.40	109,329.37
Cash and cash equivalents at the end of the year(refer note-6)	40,107.81	112,920.99

DISCLOSURE AS REQUIRED BY IND AS 7

Reconciliation of liabilities arising from financing activities

March 31,2024

(Rupees in Hundreds)

Particulars	Opening Balance	Cash flows	Non Cash and other Changes	Closing balance
Non-current secured borrowings	900,000.00	-	-	900,000.00
Total liabilities from financial activities	900,000.00	-	-	900,000.00

March 31,2023

(Rupees in Hundreds)

Particulars	Opening Balance	Cash flows	Non Cash and other Changes	Closing balance
Non-current secured borrowings	900,000.00	-	-	900,000.00
Total liabilities from financial activities	900,000.00	-	-	900,000.00

Material accounting policies (refer note A)

The note nos. 1-43 form an integral part of financial statements.

As per our report of even date attached

For and on behalf of

B S D & Co.

Chartered Accountants

Regn. No. 0009128

Sujata Sharma
Sujata Sharma
Partner
M.No. 087919

For and on behalf of the Board of Directors

Arindam Shaw

Arindam Shaw
(Director)
DIN:08155590

Jimmy Dung

Jimmy Dung
(Director)
DIN: 10477173

Place : New Delhi

Date : 27 May, 2024

A Material accounting policies

1 Corporate information

FBD Real Grow Private Limited (The Company) is an subsidiary company of Omaxe Limited. Registered address of the Company is Omaxe World Street, Sales Office, sector-79, Faridabad, Haryana-121004.

The company is into the Real Estate Business.

2 Material accounting policies

i) Basis of preparation of financial statements

The financial statements of the Company have been prepared in accordance with the Companies (Indian Accounting Standards) Rules 2015 ('Ind AS') issued by Ministry of Corporate Affairs ('MCA'). The Company has uniformly applied the accounting policies during the period presented.

The financial statements for the year ended 31 March 2024 were authorised and approved for issue by the Board of Directors on 27-05-2024.

The financial statements have been prepared on a going concern basis in accordance with accounting principles generally accepted in India. Further, the financial statements have been prepared on historical cost basis except for certain financial assets, financial liabilities, derivative financial Instruments and share based payments which are measured at fair values as explained in relevant accounting policies.

The financial statements are presented in Rupees and all values are in hundred, except when otherwise indicated.

(ii) Revenue Recognition

The Company follows IND AS 115 for revenue recognition.

Revenue towards satisfaction of a performance obligation is measured at the amount of transaction price (net of variable consideration) allocated to that performance obligations. The transaction price of goods sold and services rendered is net of variable consideration on account of various discount and scheme as part of contract.

Point of Time:

(a) Real estate projects

The company derives revenue from execution of real estate projects. Revenue from Real Estate project is recognised in accordance with Ind AS 115 which establishes a comprehensive framework in determining whether how much and when revenue is to be recognised. Revenue from real estate projects are recognised upon transfer of control of promised real estate property to customer at an amount that reflects the consideration which the company expects to receive in exchange for such booking and is based on following 6 steps :

1. Identification of contract with customers

The company accounts for contract with a customer only when all the following criteria are met:

- Parties (i.e. the company and the customer) to the contract have approved the contract (in writing, orally or in accordance with business practices) and are committed to perform their respective obligations.
- The company can identify each customer's right regarding the goods or services to be transferred.
- The company can identify the payment terms for the goods or services to be transferred.
- The contract has commercial substance (i.e. risk, timing or amount of the company's future cash flow is expected to change as a result of the contract) and
- It is probable that the company will collect the consideration to which it will be entitled in exchange for the goods or services that will be transferred to the customer. Consideration may not be the same due to discount rate etc.

2. Identify the separate performance obligation in the contract:-

Performance obligation is a promise to transfer to a customer:

- Goods or services or a bundle of goods or services i.e. distinct or a series of goods or services that are substantially the same and are transferred in the same way.
- If a promise to transfer goods or services is not distinct from goods or services in a contract, then the goods or services are combined in a single performance obligation.
- The goods or services that is promised to a customer is distinct if both the following criteria are met:
 - The customer can benefit from the goods or services either on its own or together with resources that are readily available to the customer (i.e. The goods or services are capable of being distinct) and
 - The company's promise to transfer the goods or services to the customer is separately identifiable from the other promises in the contract (i.e The goods or services are distinct within the context of the contract).

3. Satisfaction of the performance obligation:-

The company recognizes revenue when (or as) the company satisfies a performance obligation by transferring a promised goods or services to the customer. The real estate properties are transferred when (or as) the customer obtains control of Property.



A handwritten signature in black ink, appearing to be "J. Singh".

4. Determination of transaction price:-

The transaction price is the amount of consideration to which the company expects to be entitled in exchange for transferring promised goods or services to customer excluding GST.

The consideration promised in a contract with a customer may include fixed amount, variable amount or both. In determining transaction price, the company assumes that goods or services will be transferred to the customer as promised in accordance with the existing contract and the contract can't be cancelled, renewed or modified

5. Allocating the transaction price to the performance obligation:-

The allocation of the total contract price to various performance obligation are done based on their standalone selling prices, the stand alone selling price is the price at which the company would sell promised goods or services separately to the customers.

6. Recognition of revenue when (or as) the company satisfies a performance obligation.

- The customer simultaneously receives and consumes a benefit provided by the company's performance as the company performs.

- The company's performance creates or enhances an asset that a customer controls as asset is created or enhanced.

- The company's performance doesn't create an asset within an alternative use to the company and the company has an enforceable right to payment for performance completed to date.

Over a period of time:

Performance obligation is satisfied over time if one of the criteria out of the following three is met:

-The customer simultaneously receives and consumes a benefit provided by the company's performance as the company performs.

-The company's performance creates or enhances an asset that a customer controls as asset is created or enhanced or

-The company's performance doesn't create an asset within an alternative use to the company and the company has an enforceable right to payment for performance completed to date.

Therefore the revenue recognition for a performance obligation is done over time if one of the criteria is met out of the above three.

The company disaggregates revenue from real estate projects on the basis of nature of revenue.

(a) Construction Projects

Construction projects where the Company is acting as contractor, revenue is recognised in accordance with the terms of the construction agreements. Under such contracts, assets created does not have an alternative use and the Company has an enforceable right to payment. The estimated project cost includes construction cost, development and construction material and overheads of such project. The Company uses cost based input method for measuring progress for performance obligation satisfied over time. Under this method, the Company recognises revenue in proportion to the actual project cost incurred as against the total estimated project cost. The management reviews and revises its measure of progress periodically and are considered as change in estimates and accordingly, the effect of such changes in estimates is recognised prospectively in the period in which such changes are determined. However, when the total project cost is estimated to exceed total revenues from the project, the loss is recognized immediately. As the outcome of the contracts cannot be measured reliably during the early stages of the project, contract revenue is recognised only to the extent of costs incurred in the statement of profit and loss.

(b) Lease Rental income

Revenue in rental is recognised over a period of time on an accrual basis in accordance with the terms of contract as and when the Company satisfies performance obligations by delivery services as per contractual agreed terms.

(c) Project Management Fee

Project Management fee is accounted as revenue upon satisfaction of performance obligation as per agreed terms.

(d) Interest Income

Interest due on delayed payments by customers is accounted on accrual basis except in cases where ultimate collection is

(e) Income from trading sales

Revenue from trading activities is accounted as revenue upon satisfaction of performance obligation.

(f) Dividend Income

Dividend income is recognized when the right to receive the payment is established.

(iii) Borrowing Costs

Borrowing cost that are directly attributable to the acquisition or construction of a qualifying asset (including real estate projects) are considered as part of the cost of the asset/project. All other borrowing costs are treated as period cost and charged to the statement of profit and loss in the year in which incurred.



(iv) Property, Plant and Equipment

Recognition and initial measurement

Properties, plant and equipment are stated at their cost of acquisition. The cost comprises purchase price, borrowing cost, if capitalization criteria are met and directly attributable cost of bringing the asset to its working condition for the intended use. Any trade discount and rebates are deducted in arriving at the purchase price. Subsequent costs are included in the asset's carrying amount or recognised as a separate asset, as appropriate, only when it is probable that future economic benefits associated with the item will flow to the Company. All other repair and maintenance costs are recognised in statement of profit or loss as incurred.

Subsequent measurement (depreciation and useful lives)

Property plant and equipment are subsequently measured at cost net of accumulated depreciation and accumulated impairment losses, if any. Depreciation on Property Plant and Equipment is provided on written down value method based on useful life of assets as specified in Schedule II to the Companies Act, 2013 as under:

Assets Category	Estimated useful life	Estimated useful life as per schedule II to Companies Act, 2013
	(in years)	(in years)
Plant and Machinery		
Cranes	15	15
Other items	12	12
Furniture and Fixtures	10	10

The Company based on management estimates depreciate certain item i.e. Shuttering Material and scaffolding over estimated useful life of 5 years considering obsolescence as against 12 years specified in Schedule II to Companies Act, 2013. The management of the Company believes that the estimated useful life of 5 years is realistic and reflects fair approximation of the period over which the assets are likely to be used.

Depreciation on Property, Plant and Equipment is provided on written down value method based on the useful life of the asset as specified in Schedule II to the Companies Act, 2013. The management estimates the useful life of the assets as prescribed in Schedule II to the Companies Act, 2013 except in the case of steel shuttering and scaffolding; whose life is estimated as five years considering obsolescence.

De-recognition

An item of property, plant and equipment and any significant part initially recognised is derecognized upon disposal or when no future economic benefits are expected from its use or disposal. Any gain or loss arising on de-recognition of the asset (calculated as the difference between the net disposal proceeds and the carrying amount of the asset) is included in the income statement when the asset is derecognized.

(v) Intangible Assets

Recognition and initial measurement

Intangible assets are stated at their cost of acquisition. The cost comprises purchase price, borrowing cost, if capitalization criteria are met and directly attributable cost of bringing the asset to its working condition for the intended use. Any trade discount and rebates are deducted in arriving at the purchase price.

Subsequent measurement (amortization and useful lives)

Intangible assets comprising of ERP & other computer software are stated at cost of acquisition less accumulated amortization and are amortised over a period of four years on straight line method.

(vi) Impairment of Non Financial Assets

The Company assesses at each balance sheet date whether there is any indication that an asset may be impaired. If any such indication exists, the Company estimates the recoverable amount of the asset. If such recoverable amount of the asset or the recoverable amount of the cash-generating unit to which the asset belongs is less than its carrying amount, the carrying amount is reduced to its recoverable amount. The reduction is treated as an impairment loss and is recognized in the statement of profit and loss.

(vii) Financial Instruments

(a) Financial assets

Initial recognition and measurement

Financial assets are recognised when the Company becomes a party to the contractual provisions of the financial instrument and are measured initially at fair value adjusted for transaction costs.



A handwritten signature in black ink, appearing to read "Jungfer".

Subsequent measurement

(1) Financial instruments at amortised cost – the financial instrument is measured at the amortised cost if both the following conditions are met:

- (a) The asset is held within a business model whose objective is to hold assets for collecting contractual cash flows, and
- (b) Contractual terms of the asset give rise on specified dates to cash flows that are solely payments of principal and interest (SPPI) on the principal amount outstanding.

After initial measurement, such financial assets are subsequently measured at amortised cost using the effective interest rate (EIR) method. All other debt instruments are measured at Fair Value through other comprehensive income or Fair value through profit and loss based on Company's business model.

(2) Equity investments – All equity investments in scope of Ind AS 109 are measured at fair value. Equity instruments which are held for trading are generally classified as at fair value through profit and loss (FVTPL). For all other equity instruments, the Company decides to classify the same either as at fair value through other comprehensive income (FVOCI) or fair value through profit and loss (FVTPL). The Company makes such election on an instrument by instrument basis. The classification is made on initial recognition and is irrevocable.

(3) Mutual funds – All mutual funds in scope of Ind-AS 109 are measured at fair value through profit and loss (FVTPL).

De-recognition of financial assets

A financial asset is primarily de-recognised when the rights to receive cash flows from the asset have expired or the Company has transferred its rights to receive cash flows from the asset.

(b) Financial liabilities

Initial recognition and measurement

All financial liabilities are recognised initially at fair value and transaction cost that are attributable to the acquisition of the financial liabilities are also adjusted. These liabilities are classified as amortised cost.

Subsequent measurement

Subsequent to initial recognition, these liabilities are measured at amortised cost using the effective interest method. These liabilities include borrowings and deposits.

De-recognition of financial liabilities

A financial liability is de-recognised when the obligation under the liability is discharged or cancelled or expired. When an existing financial liability is replaced by another from the same lender on substantially different terms, or on the terms of an existing liability are substantially modified, such an exchange or modification is treated as the de-recognition of the original liability and the recognition of a new liability. The difference in the respective carrying amounts is recognised in the statement of profit or loss.

(c) Compound financial instrument

Compound financial instrument are separated into liability and equity components based on the terms of the contract. On issuance of the said instrument, the liability component is arrived by discounting the gross sum at a market rate for an equivalent non-convertible instrument. This amount is classified as a financial liability measured at amortised cost until it is extinguished on conversion or redemption. The remainder of the proceeds is recognised as equity component of compound financial instrument. This is recognised and included in shareholders' equity, net of income tax effects, and not subsequently re-measured.

(d) Financial guarantee contracts

Financial guarantee contracts are those contracts that require a payment to be made to reimburse the holder for a loss it incurs because the specified party fails to make a payment when due in accordance with the terms of a debt instrument. Financial guarantee contracts are recognised initially as a liability at fair value, adjusted for transaction costs that are directly attributable to the issuance of the guarantee. Subsequently, the liability is measured at the higher of the amount of expected loss allowance determined as per impairment requirements of Ind-AS 109 and the amount recognised less cumulative amortization.

(e) Impairment of financial assets


The Company assesses on a forward looking basis the expected credit losses associated with its assets carried at amortised cost and FVOCI debt instruments. The impairment methodology applied depends on whether there has been a significant increase in credit risk.

Note 34 details how the Company determines whether there has been a significant increase in credit risk.

For trade receivables only, the Company applies the simplified approach permitted by Ind AS 109 Financial Instruments, which requires expected lifetime losses to be recognised from initial recognition of the receivables.

(f) Offsetting of financial instruments

Financial assets and financial liabilities are offset and the net amount is reported in the balance sheet if there is a currently enforceable legal right to offset the recognised amounts and there is an intention to settle on a net basis, to realize the assets and settle the liabilities simultaneous



(viii) Fair value measurement

Fair value is the price that would be received to sell an asset or paid to transfer a liability in an orderly transaction between market participants at the measurement date. The fair value measurement is based on the presumption that the transaction to sell the asset or transfer the liability takes place either:

- In the principal market for the asset or liability, or
- In the absence of a principal market, in the most advantageous market for the asset or liability.

The fair value of an asset or a liability is measured using the assumptions that market participants would use when pricing the asset or liability, assuming that market participants act in their economic best interest.

A fair value measurement of a non-financial asset takes into account a market participant's ability to generate economic benefits by using the asset in its highest and best use or by selling it to another market participant that would use the asset in its highest and best use.

The company uses valuation techniques that are appropriate in the circumstances and for which sufficient data are available to measure fair value, maximizing the use of relevant observable inputs:

- Level 1- Quoted (unadjusted) market prices in active markets for identical assets or liabilities
- Level 2- Valuation techniques for which the lowest level input that is significant to the fair value measurement is directly or indirectly observable
- Level 3- Valuation techniques for which the lowest level input that is significant to the fair value measurement is unobservable

For assets and liabilities that are recognized in the financial statements on a recurring basis, the Company determines whether transfer have occurred between levels in the hierarchy by re-assessing categorization (based on the lowest level input that is significant to the fair value measurement as a whole) at the end of each reporting period.

For the purpose of fair value disclosure, the Company has determined classes of assets and liabilities on the basis of nature, characteristics and risks of the asset or liability and the level of the fair value hierarchy as explained above.

(ix) Inventories and Projects in progress

(a) Inventories

(i) Building material and consumable stores are valued at lower of cost and net realisable value. Cost is determined on the basis of the 'First in First out' method.

(ii) Land is valued at lower of cost and net realisable value. Cost is determined on average method. Cost includes cost of acquisition and all related costs.

(iii) Construction work in progress is valued at lower of cost and net realisable value. Cost includes cost of materials, services and other related overheads related to project under construction.

(iv) Completed real estate project for sale is valued at lower of cost and net realizable value. Cost includes cost of land, materials, construction, services and other related overheads.

(v) Stock intrade is valued at lower of cost and net realisable value.

(b) Projects in progress

Projects in progress are valued at lower of cost and net realisable value. Cost includes cost of land, development rights, materials, construction, services, borrowing costs and other overheads relating to projects.

(x) Foreign currency translation

(a) Functional and presentation currency

The financial statements are presented in currency INR, which is also the functional currency of the Company and presented in lakhs.

(b) Foreign currency transactions and balances

- Foreign currency transactions are recorded at exchange rates prevailing on the date of respective transactions.
- Financial assets and financial liabilities in foreign currencies existing at balance sheet date are translated at year-end rates.
- Foreign currency translation differences related to acquisition of imported fixed assets are adjusted in the carrying amount of the related fixed assets. All other foreign currency gains and losses are recognized in the statement of profit and loss.



A handwritten signature in black ink, appearing to be "Jitendra Kumar".

(xi) Retirement benefits

- i. Contributions payable by the Company to the concerned government authorities in respect of provident fund, family pension fund and employee state insurance are charged to the statement of profit and loss.
- ii. The Company is having Group Gratuity Scheme with Life Insurance Corporation of India. Provision for gratuity is made based on actuarial valuation in accordance with Ind AS-19.
- iii. Provision for leave encashment in respect of unavailed leave standing to the credit of employees is made on actuarial basis in accordance with Ind AS-19.
- iv. Actuarial gains/losses resulting from re-measurements of the liability/asset are included in other comprehensive income.

(xii) Provisions, contingent assets and contingent liabilities

A provision is recognized when:

- the Company has a present obligation as a result of a past event;
- it is probable that an outflow of resources embodying economic benefits will be required to settle the obligation; and
- a reliable estimate can be made of the amount of the obligation.

A disclosure for a contingent liability is made when there is a possible obligation or a present obligation that may, but probably will not, require an outflow of resources. Where there is a possible obligation or a present obligation that the likelihood of outflow of resources is remote, no provision or disclosure is made.

(xiii) Earnings per share

Basic earnings per share are calculated by dividing the Net Profit for the year attributable to equity shareholders by the weighted average number of equity shares outstanding during the year.

For the purpose of calculating diluted earnings per share, the Net Profit for the year attributable to equity shareholders and the weighted average number of shares outstanding during the year are adjusted for the effects of all dilutive potential equity share.

(xiv) Lease

The Company follows IND AS 116 for leases. In accordance with INDAS 116, The company recognises right of use assets representing its right to use the underlying asset for the lease term at the lease commencement date. The cost of right of use asset measured at inception shall comprise of the amount of the initial measurement of the lease liability adjusted for any lease payments made at or before commencement date less any lease incentive received plus any initial direct cost incurred and an estimate of cost to be incurred by lessee in dismantling and removing underlying asset or restoring the underlying asset or site on which it is located. The right of use asset is subsequently measured at cost less accumulated depreciation, accumulated impairment losses, if any, and adjusted for any re-measurement of lease liability. The right of use assets is depreciated using the Straight Line Method from the commencement date over the charter of lease term or useful life of right of use asset. The estimated useful life of right of use assets are determined on the same basis as those of Property, Plant and Equipment. Right of use asset are tested for impairment whenever there is any indication that their carrying amounts may not be recoverable. Impairment loss, if any, is recognised in Statement of Profit and Loss.

The company measures the lease liability at the present value of the lease payments that are not paid at the commencement date of lease. The lease payments are discounted using the interest rate implicit in the lease, if that rate can be readily determined. If that rate cannot be readily determined, the company uses incremental borrowing rate.

The lease liability is subsequently re-measured by increasing the carrying amount to reflect interest on lease liability, reducing the carrying amount to reflect the lease payments made and re-measuring the carrying amount to reflect any reassessment or lease modification or to reflect revised-in-substance fixed lease payments. The company recognises amount of re-measurement of lease liability due to modification as an adjustment to write off use asset and statement of profit and loss depending upon the nature of modification. Where the carrying amount of right of use assets is reduced to zero and there is further reduction in measurement of lease liability, the company recognises any remaining amount of the re-measurement in Statement of Profit and Loss.

The company has elected not to apply the requirements of INDAS 116 to short term leases of all assets that have a lease term of 12 months or less unless renewable on long term basis and leases for which the underlying asset is of low value. The lease payments associated with these leases are recognised as an expense over lease term.


Company as a lessor

Leases in which the Company does not transfer substantially all the risks and rewards of ownership of an asset are classified as operating leases. Rental income from operating lease is recognised on a straight-line basis over the term of the relevant lease. Initial direct costs incurred in negotiating and arranging an operating lease are added to the carrying amount of the leased asset and recognised over the lease term on the same basis as rental income. Contingent rents are recognised as revenue in the period in which they are earned. Fit-out rental income is recognised in the statement of profit and loss on accrual basis.

Leases are classified as finance leases when substantially all of the risks and rewards of ownership transfer from the Company to the lessee. Amounts due from lessees under finance leases are recorded as receivables at the Company's net investment in the leases. Finance lease income is allocated to accounting periods so as to reflect a constant periodic rate of return on the net investment outstanding in respect of the lease.

(xv) Income Taxes

- i. Provision for current tax is made based on the tax payable under the Income Tax Act, 1961. Current income tax relating to items recognised outside profit and loss is recognised outside profit and loss (either in other comprehensive income or in equity)
 - ii. Deferred tax is recognised on temporary differences between the carrying amounts of assets and liabilities in the financial statements and the corresponding tax bases used in the computation of taxable profit.
- Deferred tax liabilities and assets are measured at the tax rates that are expected to apply in the period in which the liability is settled or the asset realised, based on tax rates (and tax laws) that have been enacted or substantively enacted by the end of the reporting period. The carrying amount of Deferred tax liabilities and assets are reviewed at the end of each reporting period.



A handwritten signature in black ink, appearing to be "J. J. J.", written over a horizontal line.

(xvi) Cash and Cash Equivalent

Cash and Cash equivalent in the balance sheet comprises cash at bank and cash on hand, demand deposits and short term deposits which are subject to an insignificant change in value.

The amendment to Ind AS-7 requires entities to provide disclosure of change in the liabilities arising from financing activities, including both changes arising from cash flows and non cash changes (such as foreign exchange gain or loss). The Company has provided information for both current and comparative period in cash flow statement.

(xvii) Significant management judgement in applying accounting policies and estimation of uncertainty

(a) Significant management judgements

When preparing the financial statements, management undertakes a number of judgements, estimates and assumptions about the recognition and measurement of assets, liabilities, income and expense.

(b) Recoverability of advances/receivables

At each balance sheet date, based on historical default rates observed over expected life, the management assesses the expected credit loss on outstanding receivables and advances.

(c) Defined benefit obligation (DBO)

Management's estimate of the DBO is based on a number of critical underlying assumptions such as standard rates of inflation, medical cost trends, mortality, discount rate and anticipation of future salary increases. Variation in these assumptions may significantly impact the DBO amount and the annual defined benefit expenses.

(d) Provisions

At each balance sheet date on the basis of management judgment, changes in facts and legal aspects, the Company assesses the requirement of provisions against the outstanding warranties and guarantees. However the actual future outcome may be different from this judgement.

(e) Inventories

Inventory is stated at the lower of cost and net realisable value (NRV).

NRV for completed inventory is assessed including but not limited to market conditions and prices existing at the reporting date and is determined by the Company based on net amount that it expects to realise from the sale of inventory in the ordinary course of business

NRV in respect of inventories under construction is assessed with reference to market prices (by referring to expected or recent selling price) at the reporting date less estimated costs to complete the construction, and estimated cost necessary to make the sale. The costs to complete the construction are estimated by management

(f) Lease

The Company evaluates if an arrangement qualifies to be a lease as per the requirements of INDAS 116. Identification of a lease requires significant judgement. The company uses significant judgement in assessing the lease term (including anticipated renewals) and the applicable discount rate.

The company determines the lease term as the non-cancellable period of lease, together with both periods covered by an option to extend the lease if the company is reasonably certain to exercise that option and periods covered by an option to terminate the lease if the company is reasonably certain not to exercise that option. In exercise whether the company is reasonably certain to exercise an option to extend a lease or to exercise an option to terminate the lease, it considers all relevant facts and circumstances that create an economic incentive for the company to exercise the option to extend the lease or to exercise the option to terminate the lease. The company revises lease term, if there is change in non-cancellable period of lease. The discount rate used is generally based on incremental borrowing rate.

(g) Fair value measurements

Management applies valuation techniques to determine the fair value of financial instruments (where active market quotes are not available) and non-financial assets. This involves developing estimates and assumptions consistent with how market participants would price the instrument / assets. Management bases its assumptions on observable data as far as possible but this may not always be available. In that case Management uses the best relevant information available. Estimated fair values may vary from the actual prices that would be achieved in an arm's length transaction at the reporting date.

(h) Revenue from contracts with customers

The Company has applied judgements that significantly affect the determination of the amount and timing of revenue from contracts with customers.

(i) Classification of assets and liabilities into current and non-current

The Management classifies assets and liabilities into current and non-current categories based on its operating cycle.

(j) Recognition of deferred tax assets

The extent to which deferred tax assets can be recognized is based on an assessment of the probability of the Company's future taxable income against which the deferred tax assets can be utilized.



A handwritten signature in black ink, located at the bottom right of the page.

Note 1 : PROPERTY, PLANT AND EQUIPMENT

(Rupees in Hundreds)

Particulars	Furniture and Fixtures	Plant and Machinery	Total
Gross carrying amount			
Balance as at 1 April 2022	295.00	1,085.60	1,380.60
Additions	-	-	-
Disposals	-	-	-
Balance as at 31 March 2023	295.00	1,085.60	1,380.60
Balance as at 1 April 2023	295.00	1,085.60	1,380.60
Additions	-	-	-
Disposals	-	-	-
Balance as at 31 March 2024	295.00	1,085.60	1,380.60
Accumulated depreciation			
Balance as at 1 April 2022	143.42	394.78	538.20
Depreciation charge during the year	46.76	152.62	199.38
Disposals	-	-	-
Balance as at 31 March 2023	190.18	547.40	737.58
Balance as at 1 April 2023	190.18	547.40	737.58
Depreciation charge during the period	32.42	119.23	151.65
Disposals	-	-	-
Balance as at 31 March 2024	222.60	666.63	889.23
Net carrying amount as at 31 March 2024	72.40	418.97	491.37
Net carrying amount as at 31 March 2023	104.82	538.20	643.02

Note:

(Rupees in Hundreds)

Particulars	Year ended March 31, 2024	Year ended March 31, 2023
Depreciation has been charged to		
- Cost of land, material consumed, construction & other related project cost (refer note 19)	119.23	152.62
- Statement of profit & loss(refer note 23)	32.42	46.76
Total	151.65	199.38



[Handwritten signature]

Note 2. NON CURRENT OTHER FINANCIAL ASSETS

(Rupees in Hundreds)

Particulars	As at March 31,2024	As at March 31,2023
(Unsecured, considered good unless otherwise stated)		
Security Deposits	12,570.00	10,070.00
Advance recoverable in cash		
-Others	-	431,260.84
Bank Deposits with maturity of more than 12 months held as margin money	391,399.54	366,873.46
Interest Accrued on Deposits & Others	4,514.64	4,328.60
	408,484.18	812,532.90

Note 3. DEFERRED TAX ASSETS- NET

(Rupees in Hundreds)

Particulars	As at March 31,2024	As at March 31,2023
At the begning of the year	270.50	223.00
credit/(charge) to statement of profit and loss	67.67	-
credit/(charge) to other comprehensive income	(16.15)	47.50
At the end of the year	322.02	270.50

Component of deferred tax assets/(liabilities):

(Rupees in Hundreds)

Particulars	As at March 31,2024	As at March 31,2023
Deferred Tax Assets		
Remeasurements of the Defined Benefit Obligation	254.35	270.50
Difference between book and tax base of propert, plant & equipment	67.67	-
Total	322.02	270.50

Note 4. NON-CURRENT TAX ASSETS (NET)

(Rupees in Hundreds)

Particulars	As at March 31,2024	As at March 31,2023
Direct taxes refundable (net of provisions)	5,015.55	3,975.00
	5,015.55	3,975.00

Note 5. INVENTORIES

(Rupees in Hundreds)

Particulars	As at March 31,2024	As at March 31,2023
Building Material & Consumables	52,198.44	1,292.26
Project In Progress	5,019,288.17	4,326,592.87
	5,071,486.61	4,327,885.13

Note 6. CASH AND CASH EQUIVALENTS

(Rupees in Hundreds)

Particulars	As at March 31,2024	As at March 31,2023
Balance with Banks		
In Current Accounts	36,701.40	109,329.37
Cash on hand	3,406.41	3,591.62
	40,107.81	112,920.99

Note 7. OTHER FINANCIAL ASSETS-CURRENT

(Rupees in Hundreds)

Particulars	As at March 31,2024	As at March 31,2023
(Unsecured considered good unless stated otherwise)		
Advances recoverable in Cash		
-From others	39,040.54	-
	39,040.54	-

Note 8. OTHER CURRENT ASSETS

(Rupees in Hundreds)

Particulars	As at March 31,2024	As at March 31,2023
(Unsecured considered good unless stated otherwise)		
Advance against goods, services and others		
-Related Party	732,972.21	1,162,000.40
-Others	283,804.81	112,500.00
Balance with Government/ Statutory Authorities	81,077.95	21,485.17
	1,097,854.97	1,295,985.57

8.1 Particulars in respect of Advance against goods, services and others to Related parties:

(Rupees in Hundreds)

Name of company	As at March 31,2024	As at March 31,2023
Omaxe World Street Private Limited	727,622.21	1,156,650.40
PP Devcon Limited	5,350.00	5,350.00
	732,972.21	1,162,000.40

Note 9. EQUITY SHARE CAPITAL

(Rupees in Hundreds)

Particulars	As at March 31,2024	As at March 31,2023
Authorised		
90,00,000 (90,00,000) Equity Shares of Rs.10 each	900,000.00	900,000.00
	900,000.00	900,000.00
Issued, subscribed & paid up		
10,000 (10,000) Equity Shares of Rs.10 each fully paid	1,000.00	1,000.00
	1,000.00	1,000.00

Figures in brackets represent those of the previous year



[Handwritten signature]

9.1 Reconciliation of number of shares outstanding at the beginning and at the end of the year

Particulars	As at March 31,2024		As at March 31,2023	
	Number of Shares	(Rupees in Hundreds)	Number of Shares	(Rupees in Hundreds)
Equity Shares of Rs 10 each fully paid				
Shares outstanding at the beginning of the year	10,000	1,000.00	10,000	1,000.00
Shares issued during the year/ Period	-	-	-	-
Shares bought back during the year	-	-	-	-
Shares outstanding at the end of the year	10,000	1,000.00	10,000	1,000.00

9.2 Terms / rights attached to equity shares

The company has only one class of equity shares having a par value of Rs 10/-per share. Each holder of equity shares is entitled to one vote per share.If new equity shares, issued by the company shall be ranked pari-passu with the existing equity shares. The company declares and pays dividend in Indian rupees. The dividend proposed if any by the Board of Directors is subject to the approval of the shareholders in the ensuing Annual General Meeting. In the event of liquidation of the company, the holders of equity shares will be entitled to receive remaining assets of the company, after distribution of all preferential amounts, if any in proportion to the number of equity shares held by the share holders.

9.3 Shares held by holding / Ultimate holding company and / or their subsidiaries and associates

Particulars	As at March 31,2024		As at March 31,2023	
	Number of Shares	(Rupees in Hundreds)	Number of Shares	(Rupees in Hundreds)
Holding Company				
Omaxe Limited	10,000	1,000.00	2,500	250.00
	10,000	1,000.00	2,500	250.00

9.4 Detail of shareholders holding more than 5% shares in equity capital of the company

Particulars	As at March 31,2024		As at March 31,2023	
	Number of Shares	% Holding	Number of Shares	% Holding
Mr. Parmod Gupta	-	-	7,500	75.00
Omaxe Limited	10,000	100.00	2,500	25.00

The aforesaid disclosure is based upon percentages computed as at the balance sheet date. As per records of the company, including its register of shareholders / members and other declarations received from shareholders regarding beneficial interest, the above shareholding represents both legal and beneficial ownerships of shares.

9.5 The company has not reserved any shares for issue under options and contracts / commitments for the sale of shares / disinvestment.

9.6 The company has not allotted any fully paid up shares pursuant to contract(s) without payment being received in cash and has neither allotted any fully paid up shares by way of bonus shares nor has bought back any class of shares during the period of five years immediately preceding the balance sheet date.

9.7 Shareholding of promoter

Share held by promoter as at March 31,2024

Promoter Name	As at March 31,2024		As at March 31,2023		% Change during the year
	Number of Shares	% of total shares	Number of Shares	% of total shares	
Omaxe Limited	10,000	100%	2,500	25%	75%
Parmod Gupta	-	-	7,500	75%	-75%
	10,000	100%	2,500	100%	-

Share held by promoter as at March 31,2023

Promoter Name	As at March 31,2023		As at March 31, 2022		% Change during the year
	Number of Shares	% of total shares	Number of Shares	% of total shares	
Omaxe Limited	2,500	25%	2,500	0.25	-
Parmod Gupta	7,500	75%	7,500	0.75	-
	2,500	100%	2,500	1.00	-

Note 10. OTHER EQUITY

(Rupees in Hundreds)

Particulars	As at March 31,2024	As at March 31,2023
Reserve and Surplus		
Retained earnings/(Deficit)	(397,623.83)	(363,676.54)
Other Comprehensive Income		
Remeasurements of the Defined Benefit Obligation	(756.23)	(804.25)
	(398,380.06)	(364,480.79)



[Handwritten signatures]

10.1 Movement of other equity is as follows:

(Rupees in Hundreds)

Particulars	As at	As at
	March 31,2024	March 31,2023
Retained earnings/(Deficit)		
As per last balance sheet	(363,676.54)	(283,985.13)
Add Profit /(loss) for the year	(33,947.29)	(79,691.41)
	(397,623.83)	(363,676.54)
Remeasurements of the Defined Benefit Obligation		
As per last balance sheet	(804.25)	(663.03)
Add Current year transfer	48.02	(141.22)
	(756.23)	(804.25)
	(398,380.06)	(364,480.79)

10.2 Nature and Purpose of Reserve**Retained earnings**

Represents surplus/ (Deficit) in statement of Profit and Loss accumulated upto the end of the financial year.

Remeasurements of the Defined Benefit Obligation

Represent actuarial gain or loss due to remeasurement of net defined benefit plans.

Note 11. BORROWINGS-NON CURRENT

(Rupees in Hundreds)

Particulars	As at	As at
	March 31,2024	March 31,2023
Unsecured		
0.01% Fully Convertible Debentures	900,000.00	900,000.00
Total	900,000.00	900,000.00

Note 11.1

Nature of security of long term borrowings are as under:

(Rupees in Hundreds)

Particulars	Amount Outstanding		Current Maturities	
	March 31,2024	March 31,2023	March 31,2024	March 31,2023
	Unsecured			
Compulsorily convertible debentures				
Debentures are convertible into such number of equity shares of the company at the price obtained as per valuation report(s). The debentures may be converted into equity share prior to the expiry of term if Board and shareholder approve such conversion.	900,000.00	900,000.00	-	-
Total	900,000.00	900,000.00	-	-

11.2 The year wise repayment schedule of long term borrowings :

Particulars	outstanding as at 31.03.2024	Years wise repayment schedule			
		with in 1 year	1 -2 year	2-3 year	More than 3 years
Unsecured					
Compulsorily convertible debentures	900,000.00	-	-	-	900,000.00
Total Long Term Borrowings	900,000.00	-	-	-	900,000.00

Note 11.3 There is no defaults as on the balance sheet date in repayment of borrowings and interest.**Note 11.4** The Fully convertible debentures of Rs. 450,000 hundred and Rs. 450,000 hundred are due for conversion on 28.09.2024 for Series A and 27.12.2024 for Series B.**Note 12. PROVISIONS-NON CURRENT**

(Rupees in Hundreds)

Particulars	As at	As at
	March 31,2024	March 31,2023
Leave encashment	279.03	264.19
Gratuity	1,449.53	1,313.66
Total	1,728.56	1,577.85

Note 13. CURRENT TRADE PAYABLES

(Rupees in Hundreds)

Particulars	As at	As at
	March 31,2024	March 31,2023
Total outstanding dues of micro enterprises and small enterprises :	-	-
Total (A)	-	-
Total outstanding dues of creditors other than micro enterprises and Small enterprises		
Deferred Payment Liabilities		
- In respect of development & other charges to be paid on deferred credit terms to authorities	498,880.00	559,391.12
Total (B)	498,880.00	559,391.12
Total (A+B)	498,880.00	559,391.12



[Handwritten signature]

Note-13.1 Ageing of Trade Payables Outstanding as at March 31,2024 is as follows: (Rupees in Hundreds)

Particulars	Outstanding for following periods from due date of payments					Total
	Not Due	Less than 1 year	1-2 years	2-3 years	More than 3 years	
MSME	-	-	-	-	-	-
Others	-	-	-	249,440.00	249,440.00	498,880.00
Disputed dues-MSME	-	-	-	-	-	-
Disputed dues-Others	-	-	-	-	-	-
Total	-	-	-	249,440.00	249,440.00	498,880.00

Ageing of Trade Payables Outstanding as at March 31,2023 is as follows: (Rupees in Hundreds)

Particulars	Outstanding for following periods from due date of payments					Total
	Not Due	Less than 1 year	1-2 years	2-3 years	More than 3 years	
MSME	-	-	-	-	-	-
Others	-	166,280.00	249,450.00	83,150.00	60,511.12	559,391.12
Disputed dues-MSME	-	-	-	-	-	-
Disputed dues-Others	-	-	-	-	-	-
Total	-	166,280.00	249,450.00	83,150.00	60,511.12	559,391.12

Note 14. CURRENT OTHER FINANCIAL LIABILITIES (Rupees in Hundreds)

Particulars	As at March 31,2024	As at March 31,2023
Audit fee payable	100.00	100.00
Interest on Trade Payables	250,383.79	203,725.17
Other Payable	191,185.43	51,872.89
Interest payable on debentures	-	381,638.11
Security Deposit received	-	38,509.45
Employee related liabilities	1,037.24	771.40
	442,706.46	676,617.02

Note 15. OTHER CURRENT LIABILITIES (Rupees in Hundreds)

Particulars	As at March 31,2024	As at March 31,2023
Statutory Dues Payable	1,336.98	4,121.63
Advance from Customer and others		
- From Other	5,215,505.76	4,775,962.98
	5,216,842.74	4,780,084.61

Note 16. PROVISIONS-CURRENT (Rupees in Hundreds)

Particulars	As at March 31,2024	As at March 31,2023
Provisions for Employee benefits		
Leave encashment	4.09	3.98
Gratuity	21.26	19.32
Total	25.35	23.30



[Handwritten signature]

Note 17 : REVENUE FROM OPERATIONS

(Rupees in Hundreds)

Particulars	Year ended March 31,2024	Year ended March 31,2023
Other operating revenue		
Scrap sales	8,552.16	2,904.56
	8,552.16	2,904.56

Note 18. OTHER INCOME

(Rupees in Hundreds)

Particulars	Year ended March 31,2024	Year ended March 31,2023
Interest Income on FDR	27,457.84	25,849.42
Interest Income Received From Others	12,087.67	-
Interest on income tax refund	152.48	272.82
Liabilities no longer required written back (Net)	-	33.38
Miscellaneous Income	0.23	159.56
	39,698.22	26,315.18

Note 19. COST OF LAND, MATERIAL CONSUMED, CONSTRUCTION & OTHER RELATED PROJECT COST

(Rupees in Hundreds)

Particulars	Year ended March 31,2024	Year ended March 31,2023
Inventory at the Beginning of The Year		
Building Material	1,292.26	33,948.40
	1,292.26	33,948.40
Add : Incurred During The Year		
Land, development and other rights	1,000.00	-
Building Material Purchase	262,903.08	220,148.73
Construction cost	387,797.84	443,314.40
Administration Cost	6,414.49	3,207.46
Employee Cost	5,572.25	6,026.82
Finance cost	79,794.59	(68,694.51)
Depreciation	119.23	152.62
	743,601.48	604,155.52
Less: Inventory at the End of The Year		
Building Material	52,198.44	1,292.26
	52,198.44	1,292.26
Total(A+B-C)	692,695.30	636,811.66

Note 20 : CHANGES IN INVENTORIES OF PROJECT IN PROGRESS

(Rupees in Hundreds)

Particulars	Year ended March 31,2024	Year ended March 31,2023
Inventory at the Beginning of the Year		
Projects In Progress	4,326,592.87	3,689,781.21
	4,326,592.87	3,689,781.21
Inventory at the End of the Year		
Projects In Progress	5,019,288.17	4,326,592.87
	5,019,288.17	4,326,592.87
Changes In Inventory	(692,695.30)	(636,811.66)

Note 21 : EMPLOYEE BENEFIT EXPENSES

(Rupees in Hundreds)

Particulars	Year ended March 31,2024	Year ended March 31,2023
Salaries,wages,allowances and bonus	4,947.95	4,481.27
Contribution to provident and other fund	511.58	1,254.41
Staff Welfare Expenses	112.72	291.14
	5,572.25	6,026.82
Less: Allocated to Projects	5,572.25	6,026.82
Total	-	-

Note 22. FINANCE COST

(Rupees in Hundreds)

Particulars	Year ended March 31,2024	Year ended March 31,2023
Interest on		
-Debentures	81,392.31	108,000.01
-Others	79,962.61	(68,688.81)
Bank Charges	51.94	132.64
	161,406.86	39,443.84
Less: Allocated to Projects	79,794.59	(68,694.51)
	81,612.27	108,138.35

Note 23 : DEPRECIATION AND AMORTIZATION EXPENSES

(Rupees in Hundreds)

Particulars	Year ended March 31,2024	Year ended March 31,2023
Depreciation on property, plant and equipments	151.65	199.38
Less: Allocated to Projects	119.23	152.62
Total	32.42	46.76



[Handwritten signatures]

Note 24. OTHER EXPENSES

(Rupees in Hundreds)

Particulars	Year ended March 31,2024	Year ended March 31,2023
Administrative Expenses		
Rent	-	360.00
Outdoor Media	330.00	-
Advertising & Publicity	28.00	-
Rates and taxes	2,534.73	83.00
Legal & professional charges	887.50	623.00
Auditor's remuneration (refer note 27)	142.00	100.00
Miscellaneous expenses	0.13	-
Travelling & conveyance	3,035.40	2,421.55
Postage, telephone & courier	77.38	84.00
Vehical running and maintenance	-	239.60
Repair and maintenance - other	-	22.35
	7,035.14	3,933.50
Less: Allocated to Projects	6,414.49	3,207.46
	620.65	726.04

Note 25. TAX EXPENSES

(Rupees in Hundreds)

Particulars	Year ended March 31,2024	Year ended March 31,2023
Tax expenses comprises of :		
Current Tax	-	-
Deferred Tax	(67.67)	-
	(67.67)	-

The major component of income tax expenses and the reconciliation of expected tax expenses based on the domestic effective tax rate of company at 25.168% and reported tax expense in statement of profit and loss are as follows :

(Rupees in Hundreds)

Particulars	Year ended March 31,2024	Year ended March 31,2023
Accounting Profit/(Loss) before tax	(34,014.96)	(79,691.41)
Applicable tax rate	25.168%	25.168%
Computed tax expenses	(8,560.89)	(20,056.73)
Tax expense comprises of:		
Tax impact of disallowable expenses	-	154.92
Tax adjustment on account of adjustment of brought forward losses	8,560.89	19,901.81
Current Tax Provisions(A)	-	-
Deferred Tax Provisions		
Increase in deferred tax assets	(67.67)	-
Total Deferred Tax Provisioins (B)	(67.67)	-
Tax expense recognised in statement of profit and loss (A+B)	(67.67)	-

Note 26. EARNINGS PER SHARE

Particulars	Year ended March 31,2024	Year ended March 31,2023
Profit/(loss) after tax (Rupees in Hundreds)	(33,947.29)	(79,691.41)
Numerator used for calculating basic and diluted earnings per share	(33,947.29)	(79,691.41)
Number of Equity shares outstanding as at the year end	10,000	10,000
Weighted average number of shares used as denominator for calculating basic & diluted earnings per share	100,000	100,000
Nominal value per share (in Rupees)	10.00	10.00
Basic earnings per share (in Rupees)	(339.47)	(796.91)
Diluted earnings per share (in Rupees)	(33.95)	(79.69)

Note 27. AUDITOR'S REMUNERATION

(Rupees in Hundreds)

Particulars	As at March 31,2024	As at March 31,2023
As Auditor		
Audit fees	100.00	100.00
In Other capacity		
Certification charges	42.00	-
	142.00	100.00



[Handwritten signatures]

Note 28 : EMPLOYEE BENEFIT OBLIGATIONS

1) Post-Employment Obligations - Gratuity

The Company provides gratuity for employees in India as per the Payment of Gratuity Act, 1972. Employees who are in continuous service for a period of 5 years are eligible for gratuity. The amount of gratuity payable on retirement/termination is the employees' last drawn basic salary per month computed proportionately for 15 days salary multiplied by the number of years of service. For the funded plan the Company makes contributions to recognised funds in India. The Company does not fully fund the liability and maintains a target level of funding to be maintained over a period of time based on estimations of expected gratuity payments.

The amounts recognised in the Statement of Financial Position and the movements in the net defined benefit obligation over the year are as follows:

(Rupees in Hundreds)		
a. Reconciliation of present value of defined benefit obligation and the fair value of plan assets	As At March 31,2024	As At March 31,2023
Present value obligation as at the end of the year	1,470.79	1,332.98
Fair value of plan assets as at the end of the year	-	-
Net liability (asset) recognized in balance sheet	1,470.79	1,332.98

(Rupees in Hundreds)		
b. Bifurcation of PBO at the end of year in current and non-current	As At March 31,2024	As At March 31,2023
Current liability	21.26	19.32
Non-current liability	1,449.53	1,313.66
Total	1,470.79	1,332.98

(Rupees in Hundreds)		
c. Expected contribution for the next annual reporting period	As At March 31,2024	As At March 31,2023
Service Cost	116.47	113.73
Net Interest Cost	106.19	98.11
Expected Expenses for the next annual reporting period	222.66	211.84

(Rupees in Hundreds)		
d. Changes in defined benefit obligation	As At March 31,2024	As At March 31,2023
Present value obligation as at the beginning of the year	1,332.98	973.10
Interest cost	98.11	69.87
Past Service Cost including curtailment Gains/Losses	-	-
Service cost	103.87	101.29
Benefits paid	-	-
Actuarial loss/(gain) on obligations	(64.17)	188.72
Present value obligation as at the end of the year	1,470.79	1,332.98

(Rupees in Hundreds)		
e. Amount recognized in the statement of profit and loss	As At March 31,2024	As At March 31,2023
Current service cost	103.87	101.29
Past service cost including curtailment Gains/Losses	-	-
Net Interest cost	98.11	69.87
Amount recognised in the statement of profit and loss	201.98	171.16

(Rupees in Hundreds)		
f. Other Comprehensive Income	As At March 31,2024	As At March 31,2023
Net cumulative unrecognized actuarial gain/(loss) opening	(1,074.75)	(886.03)
Actuarial gain/(loss) on PBO	64.17	(188.72)
Actuarial gain/(loss) for the year on Asset	-	-
Unrecognised actuarial gain/(loss) at the end of the year	(1,010.58)	(1,074.75)

(Rupees in Hundreds)		
g. Economic Assumptions	As At March 31,2024	As At March 31,2023
Discount rate	7.22%	7.36%
Future salary increase	6.00%	6.00%



[Handwritten signature]

h. Demographic Assumptions	As At	As At
	March 31,2024	March 31,2023
Retirement Age (Years)	58	58
Mortality rates inclusive of provision for disability	IALM (2012-14)	IALM (2012-14)
Ages	Withdrawal Rate (%)	Withdrawal Rate (%)
Up to 30 Years	3.00	3.00
From 31 to 44 Years	2.00	2.00
Above 44 Years	1.00	1.00

(Rupees in Hundreds)

i. Sensitivity analysis for gratuity liability	As At	As At
	March 31,2024	March 31,2023
Impact of the change in discount rate		
Present value of obligation at the end of the year	1,470.79	1,332.98
a) Impact due to increase of 0.50 %	(72.47)	(70.44)
b) Impact due to decrease of 0.50 %	76.84	74.99

(Rupees in Hundreds)

j. Impact of the change in salary increase	As At	As At
	March 31,2024	March 31,2023
Present value of obligation at the end of the year	1,470.79	1,332.98
a) Impact due to increase of 0.50%	77.37	75.62
b) Impact due to decrease of 0.50 %	(73.62)	(71.64)

(Rupees in Hundreds)

k. Maturity Profile of Defined Benefit Obligation	As At	As At
	March 31,2024	March 31,2023
Year		
0 to 1 year	21.26	19.32
1 to 2 year	32.10	17.82
2 to 3 year	31.67	18.12
3 to 4 year	17.43	18.46
4 to 5 year	17.58	18.82
5 to 6 year	17.79	19.21
6 Year onward	1,332.96	1,221.23

l. The major categories of plan assets are as follows: (As Percentage of total Plan Assets)	As At	As At
	March 31,2024	March 31,2023
Funds Managed by Insurer	-	-

2) Leave Encashment

Provision for leave encashment in respect of unavailed leaves standing to the credit of employees is made on actuarial basis. The Company does not maintain any fund to pay for leave encashment. The total leave encashment liability of Rs 0.05 Lakhs (PY Rs Nil) is classified as non-current and Rs 14.95 hundreds (PY Rs 56.27 Hundreds) as current and does not require disclosure as mentioned in Para 158 of IND AS 19.

3) Defined Contribution Plans

The Company also has defined contribution plan i.e. contributions to provident fund in India for employees. The Company makes contribution to statutory fund in accordance with Employees Provident Fund and Misc. Provision Act, 1952. This is post employment benefit and is in the nature of defined contribution plan. The contributions are made to registered provident fund administered by the government. The provident fund contribution charged to statement of profit & loss for the year ended 31 March, 2024 amount to Rs. 309.60 Hundred (PY Rs. 1,083.25 Hundred).


Note 29. CONTINGENT LIABILITIES & COMMITMENTS

(Rupees in Hundreds)

Particulars	As at	As at
	March 31,2024	March 31,2023
Contingent Liabilities	Nil	Nil

Note 30. The Company has not recognised deferred tax asset in respect of losses of Rs. 34,022.54 hundred (P.Y. Rs. 2,70,281.06 hundred) as there is no reasonable certainty supported by convincing evidences of their recoverability in the near future.

Note 31. The company is having accumulated losses to the tune of Rs 3,98,380.06 hundreds (P.Y Rs. 3,64,480.79 hundred) resulting full erosion of net worth of the company. The holding company is supporting the cash flows of the company and there is no plan to liquidate the company. The management is looking for good business opportunity to the company. Keeping in mind the intention and commitment of management, the accounts of the company have been prepared on going concern basis.



[Handwritten signature]

Note 32. RATIO ANALYSIS

Ratio	Numerator	Denominator	Ratio		Change (in %)	Explanation
			Year Ended March 31, 2024	Year Ended March 31, 2023		
Current Ratio (in times)	Total Current Assets	Total Current Liabilities	1.01	0.95	0.00%	N/A
Debt Equity Ratio (in times)	Debt consists of borrowings and lease liabilities	Total Equity	N/A	N/A	N/A	N/A
Debt Service Coverage Ratio (in times)	Earning for Dept Service = Net Profit after taxes + Non-cash operating expenses + Interest + other non-cash adjustments	Debt service = Interest and lease payment + Principal repayments	0.58	0.26	121.54%	Due to decrease in interest expenses
Return On Equity Ratio (in %) #	Profit for the year less Preference dividend	Average total equity	N/A	N/A	N/A	N/A
Inventory Turnover Ratio (in times)	Revenue from operations	Average Inventory	N/A	N/A	N/A	N/A
Trade Receivable turnover ratio (in times)	Revenue from operations	Average trade receivable	N/A	N/A	N/A	N/A
Trade payables turnover ratio (in times)	Net Credit Purchase	Average trade payables	1.41	0.97	45.09%	Due to decrease in trade payables
Net Capital turnover ratio (in times)	Revenue from operations	Average working capital	(0.51)	(0.08)	521.33%	Due to increase in current assets
Net Profit ratio (in %)	Profit for the year	Revenue from operations	N/A	N/A	N/A	N/A
Return on Capital Employed (in %) #	Profit before tax and finance cost	Capital employed = Net worth + total debts + deferred tax liabilities	N/A	N/A	N/A	N/A
Return on Investment (in %)	Income generated from invested funds	Average invested funds in treasury investments	N/A	N/A	N/A	N/A

Not applicable due to negative capital



[Handwritten signature]

Note 33. FAIR VALUE MEASUREMENTS

(i) Financial assets and liabilities by category

(Rupees in Hundreds)

Particulars	Note	As at	
		March 31, 2024	March 31, 2023
Financial Assets			
At Amortised cost			
Non Current Financial Asset			
Other Financial Assets	2	408,484.18	812,532.90
Current Financial Assets			
Cash and Cash Equivalents	6	40,107.81	112,920.99
Other Financial Assets	7	39,040.54	-
Total Financial Assets		487,632.53	925,453.89
Financial Liabilities			
At Amortised cost			
Non-current liabilities			
Borrowings	11	900,000.00	900,000.00
Current Liabilities			
Trade Payables	13	498,880.00	559,391.12
Other Financial Liabilities	14	442,706.46	676,617.02
Total Financial Liabilities		1,841,586.46	2,136,008.14

(ii) Fair value of financial assets and liabilities measured at amortised cost

(Rupees in Hundreds)

Particulars	As at March 31, 2024		As at March 31, 2023	
	Carrying Amount	Fair Value	Carrying Amount	Fair Value
Financial Assets				
Non Current Assets				
Other Financial Assets	408,484.18	408,484.18	812,532.90	812,532.90
Current Assets				
Cash and Cash Equivalents	40,107.81	40,107.81	112,920.99	112,920.99
Other Financial Assets	39,040.54	39,040.54	-	-
Total Financial Assets	487,632.53	487,632.53	925,453.89	925,453.89
Financial Liabilities				
Non-current liabilities				
Borrowings	900,000.00	900,000.00	900,000.00	900,000.00
Current Liabilities				
Trade Payables	498,880.00	498,880.00	559,391.12	559,391.12
Other Financial Liabilities	442,706.46	442,706.46	676,617.02	676,617.02
Total Financial Liabilities	1,841,586.46	1,841,586.46	2,136,008.14	2,136,008.14

For short term financial assets and liabilities carried at amortized cost, the carrying value is reasonable approximation of fair value.



[Handwritten signature]

Note 34: RISK MANAGEMENT

The Company's activities expose it to market risk, liquidity risk and credit risk. The management has the overall responsibility for the establishment and oversight of the Company's risk management framework. This note explains the sources of risk which the entity is exposed to and how the entity manages the risk and the related impact in the financial statements.

Credit risk

Credit risk is the risk that a counterparty fails to discharge its obligation to the Company. The Company's exposure to credit risk is influenced mainly by cash and cash equivalents, and financial assets measured at amortised cost. The Company continuously monitors defaults of customers and other counterparties and incorporates this information into its credit risk controls.

Credit risk management*Credit risk rating*

The Company assesses and manages credit risk of financial assets based on following categories arrived on the basis of assumptions, inputs and factors specific to the class of financial assets.

A: Low credit risk on financial reporting date

B: Moderate credit risk

The company provides for expected credit loss based on the following:

Credit risk	Basis of categorisation	Provision for expected credit loss
Low credit risk	Cash and cash equivalents and other bank balances	12 month expected credit loss
Moderate credit risk	Trade receivables and other financial assets	Life time expected credit loss or 12 month expected credit loss

Based on business environment in which the Company operates, a default on a financial asset is considered when the counter party fails to make payments within the agreed time period as per contract. Loss rates reflecting defaults are based on actual credit loss experience and considering differences between current and historical economic conditions.

Assets are written off when there is no reasonable expectation of recovery, such as a debtor declaring bankruptcy or a litigation decided against the Company. The Company continues to engage with parties whose balances are written off and attempts to enforce repayment. Recoveries made are recognised in the statement of profit and loss.

(Rupees in Hundreds)

Credit rating	Particulars	As at	As at
		March 31,2024	March 31,2023
A: Low credit risk	Cash and cash equivalents and other bank	475,062.53	484,123.05
B: Moderate credit risk	Trade receivables and other financial assets	12,570.00	441,330.84

Liquidity risk

Liquidity risk is the risk that the Company will encounter difficulty in meeting the obligations associated with its financial liabilities that are settled by delivering cash or another financial asset. The Company's approach to managing liquidity is to ensure as far as possible, that it will have sufficient liquidity to meet its liabilities when they are due.

Management monitors rolling forecasts of the liquidity position and cash and cash equivalents on the basis of expected cash flows. The Company takes into account the liquidity of the market in which the entity operates.

Maturities of financial liabilities

The tables below analyse the financial liabilities into relevant maturity pattern based on their contractual maturities.

(Rupees in Hundreds)

Particulars	Less than 1 year	1 - 2 years	2 - 3 years	More than 3 years	Total	Carrying Amount
As at March 31,2024						
Non-current Borrowings	-	-	-	900,000.00	900,000.00	900,000.00
Trade Payables	498,880.00	-	-	-	498,880.00	498,880.00
Other Financial Liabilities	442,706.46	-	-	-	442,706.46	442,706.46
Total	941,586.46	-	-	900,000.00	1,841,586.46	1,841,586.46
As at March 31,2023						
Non-current Borrowings	-	900,000.00	-	-	900,000.00	900,000.00
Trade Payables	559,391.12	-	-	-	559,391.12	559,391.12
Other Financial Liabilities	676,617.02	-	-	-	676,617.02	676,617.02
Total	1,236,008.14	900,000.00	-	-	2,136,008.14	2,136,008.14

Note 35 : CAPITAL MANAGEMENT POLICIES

The Company's capital management objectives are to ensure the Company's ability to continue as a going concern as well as to provide an adequate return to shareholders by pricing products and services commensurately with the level of risk.

The Company monitors capital on the basis of the carrying amount of equity plus its subordinated loan, less cash and cash equivalents as presented on the face of the statement of financial position and cash flow hedges recognised in other comprehensive income.



[Handwritten signature]

Note 36. RELATED PARTIES DISCLOSURES**A. Name of related parties:-****(i) Holding Company**

1 Omaxe Limited

(ii) Promoters & relatives of promoters

1 Parmod Kumar Gupta (upto 01.12.2023)

2 Himanshu Gupta (upto 01.12.2023)

(iii) Fellow Subsidiary Company

1 Omaxe World Street Private Limited

2 PP Devcon Private Limited

3 Omaxe Housing And Developers Limited

4 Jagdamba Contractors and Builders Limited

B. Summary of related parties transactions are as under:**1. Transaction during the year with related parties :**

(Rupees in hundreds)

S.No.	Nature of Transactions	Year ended	Holding company	Fellow Subsidiary company	Promoters/ Directors/CEO & Relatives of Promoters	Total
1	Lease rent paid	31-Mar-24	-	-	-	-
		31-Mar-23	-	360.00	-	360.00
2	Interest Cost	31-Mar-24	9,195.04	-	72,197.27	81,392.31
		31-Mar-23	-	-	108,056.23	108,056.23
3	Redemption of debentures	31-Mar-24	-	-	900,000.00	900,000.00
		31-Mar-23	-	-	-	-
4	Loans & advances paid	31-Mar-24	-	547,000.00	-	547,000.00
		31-Mar-23	-	1,402,010.00	-	1,402,010.00
5	Loans & advances recovered	31-Mar-24	-	976,028.19	-	976,028.19
		31-Mar-23	120.00	513,500.00	-	513,620.00
6	Expenses incurred on our behalf	31-Mar-24	9,142.97	-	-	9,142.97
		31-Mar-23	3,330.00	-	-	3,330.00
7	Amount Paid/Adjusted	31-Mar-24	9,142.97	-	453,835.38	462,978.35
		31-Mar-23	3,330.00	-	11,276.21	14,606.21
8	Issue of Debentures	31-Mar-24	900,000.00	-	-	900,000.00
		31-Mar-23	-	-	-	-

2. Balances as at 31st March, 2024

(Rupees in hundreds)

S.No.	Nature of Transactions	Year ended	Holding company	Fellow Subsidiary company	Promoters/ Directors/CEO & Relatives of Promoters	Total
1	Loans & advances recoverable	31-Mar-24	-	732,972.21	-	732,972.21
		31-Mar-23	-	1,162,000.40	-	1,162,000.40
2	Advances/balance outstanding	31-Mar-24	-	-	-	-
		31-Mar-23	-	-	381,638.11	381,638.11
3	Debentures Outstanding	31-Mar-24	900,000.00	-	-	900,000.00
		31-Mar-23	-	-	900,000.00	900,000.00



[Handwritten signature]

C. Disclosure in respect of major related party transactions during the year :

(Rupees in hundreds)

(I) Details of Related Party Transactions				
S.N	Particular	Relationship	Year Ended March 31,2024	Year Ended March 31,2023
1	Lease rent paid			
	Omaxe World Street Private Limited	Fellow Subsidiary company	-	360.00
2	Interest Cost			
	Omaxe Limited	Holding Company	9,195.04	-
	Parmod Kumar Gupta	Promoter	68,587.40	102,656.22
	Himanshu Gupta	Relative of Promoter	3,609.87	5,400.01
3	Redemption of Debentures			
	Parmod Kumar Gupta	Promoter	855,000.00	-
	Himanshu Gupta	Relative of Promoter	45,000.00	-
4	Loans & advances paid			
	Omaxe World Street Private Limited	Fellow Subsidiary company	547,000.00	1,402,000.00
	Jaqdamba Contractors and Builders Limited		-	10.00
5	Loans & advances recovered			
	Omaxe Housing And Developers Limited	Fellow Subsidiary company	-	46,000.00
	Omaxe World Street Private Limited		976,028.19	467,500.00
	Omaxe Limited	Holding Company	-	120.00
6	Expenses incurred on our behalf			
	Omaxe Limited	Holding Company	9,142.97	3,330.00
7	Amount Paid/Adjusted			
	Omaxe Limited	Holding Company	9,142.97	3,330.00
	Parmod Kumar Gupta	Promoter	435,510.50	10,736.21
	Himanshu Gupta	Relative of Promoter	18,324.88	540.00
8	Issue of Debentures			
	Omaxe Limited	Holding Company	900,000.00	-
(II) Closing Balances				(Rupees in hundreds)
	Particular	Relationship	As at March 31,2024	As at March 31,2023
1	Loans & advances recoverable			
	Omaxe World Street Private Limited	Fellow Subsidiary company	727,622.21	1,156,650.40
	PP Devcon Private Limited		5,350.00	5,350.00
2	Advances/balance outstanding			
	Parmod Kumar Gupta	Promoter	-	366,923.10
	Himanshu Gupta	Relative of Promoter	-	14,715.01
3	Debentures Outstanding			
	Omaxe Limited	Holding Company	900,000.00	-
	Parmod Kumar Gupta	Promoter	-	855,000.00
	Himanshu Gupta	Relative of Promoter	-	45,000.00



[Handwritten Signature]

Note 37. Some of the balances of trade receivables, trade payables, advances given and taken from others are subject to reconciliation and confirmation from respective parties. The balance of said trade receivables, trade payables and advances are taken as shown by the books of accounts. The ultimate outcome of such reconciliation and confirmation cannot presently be determined, therefore, no provision has been made for any loss that may result out of such reconciliation and confirmation in the financial statement.

Advances given to others includes advances given against goods/services which takes substantial period of time to conclude. In the opinion of management, these advances are in accordance with normal trade practices in Real Estate Business and are not loans or advances in the nature of loans, hence classified accordingly.

Note 38. SEGMENT REPORTING

In line with the provisions of Ind AS 108 - Operating Segments and on the basis of review of operations being done by the management of the company, the operations of the company falls under real estate business, which is considered to be the only reportable segment by management.

Note 39. No funds have been advanced/loaned/invested (from borrowed fund or from share premium or from any other sources/kind of fund) by the company to any other person(s) or entity(ies), including foreign entities(intermediaries), with the understanding (whether recorded in writing or otherwise) that the intermediary shall (i) directly or indirectly lend or invest in other person or entities identified in any manner whatsoever by or on behalf of the company (Ultimate Beneficiaries) or (ii) provide any guarantee, security or like to or on behalf of the Ultimate Beneficiaries.

No funds have been received by the company from any person(s) or entity(ies), including foreign entities (funding Parties), with the understanding (whether recorded in writing or otherwise) that the company shall (i) directly or indirectly lend or invest in other persons or entities identified in any manner whatsoever by or on behalf of the Funding Party (Ultimate Beneficiaries) or (ii) provide any guarantee, security or the like on behalf of the Ultimate Beneficiaries.

Note 40. The Indian parliament has approved the Code of Social Security, 2020 which would impact the contribution by the company toward provident fund and gratuity. The Ministry of Labour and Employment has released draft rules for the Code on Social Security, 2020 on November 13, 2020. The company will assess the impact and its evaluation once the subject rules are notified. The company will give appropriate impact in its financial statement in the period in which, the code become effective and the related rules to determine the financial impact are published.

Note 41. Additional regulatory information required by Schedule-III of Companies Act 2013

i) Relationship with struck off companies: The Company do not have any relationship with companies struck off under section 248 of Companies Act 2013 or Section 560 of Companies Act 1956.

ii) Details of Benami Property: No proceeding have been initiated or are pending against the Company for holding any Benami property under Benami Transaction (Prohibition) Act 1988 and the Rules made thereunder.

iii) Compliance with numbers of layer of Companies: The Company has complied with the number of layers prescribed under Companies Act 2013.

iv) Compliance with approved Scheme of Arrangement: The Company has not entered into any scheme of arrangement which has an accounting impact on current or previous financial year.

v) Undisclosed Income: There is no income surrendered or disclosed as income during current or previous year in the tax assessment under the Income Tax Act 1961 that has not been recorded in books of accounts.

vi) Details of Crypto Currency or Virtual Currency: The Company has not traded or invested in crypto currency or virtual currency during the current or previous year.

Note 42. Ministry of Corporate Affairs ("MCA") notifies new standards or amendments to the existing standards under Companies (Indian Accounting Standards) Rules as issued from time to time. For the year ended 31st March 2024, MCA has not notified any new standards or amendments to the existing standards applicable to the Company.

Note 43. The company has regrouped / reclassified previous year figures where necessary to conform with current year's classification.

The note nos. 1-43 form an integral part of financial statements.

As per our report of even date attached

For and on behalf of

B S D & Co.

Chartered Accountants

Regn. No. 0003129/000312S

New Delhi

Chartered Accountants

Sujata Sharma

Partner

M.No. 087919

For and on behalf of the Board of Directors

Arindam Shaw

Arindam Shaw

(Director)

DIN:08155590

Jimmy Dung

Jimmy Dung

(Director)

DIN: 10477173

Place : New Delhi

Date : 27 May, 2024